



The Parents' Guide To Google Classroom

What is Google Classroom?

Think of Google Classroom (GC)
As your child's digital link to learning.

Teachers use GC to share assignments,
homework, newsletters, and much more
with students AND parents!



Getting Started



Your child was provided with a secure login and password that is unique to them.

Check with his/her teacher to obtain this private information OR ask them to add you as a parent via email!


Getting Started



1

Click on the Google
Chrome browser
icon.

Getting Started



2 Type www.centralislip.k12.ny.us into your web address bar.

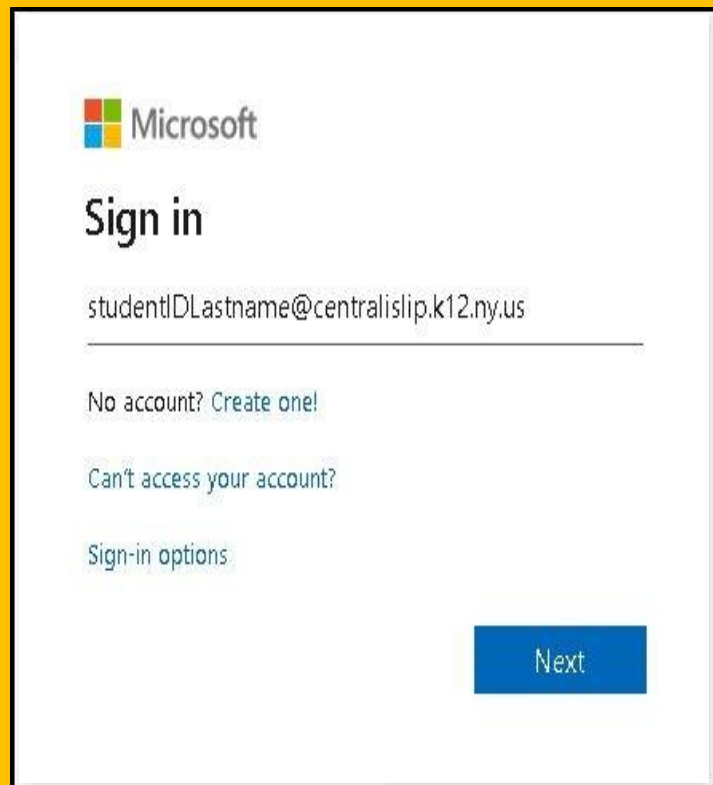
Getting Started



3

Select Students
links and click on
Student Login
Portal

Getting Started



Microsoft

Sign in

studentIDlastname@centralislip.k12.ny.us

No account? [Create one!](#)

[Can't access your account?](#)

[Sign-in options](#)

Next

4



On the next screen enter the school provided email address and click next


Your username is student ID and Last name for example.

John Mejia-Smith-
1234smith@centralislip.k12.ny.us
Martin Roberts –
5678roberts@centralislip.k12.ny.us

Getting Started

Central Islip School District

Sign in with your organizational account



5

Type in your

PASSWORD

& click **Sign in**

Getting Started



103032quintero@centralislip.k12.ny.us

Stay signed in?

Do this to reduce the number of times you are asked to sign in.

☐ Don't show this again

No

Yes

6

**On the next screen,
there will be an option
to stay signed in click
Yes to continue.**

Getting Started

7

On the next screen there will be an option to try the updated My Apps Experience is available click try it




David
CENTRAL ISLIP PUBLIC SCH

An updated My Apps experience is available.

Try it!


Dismiss



Getting Started

8

You are now logged into the Student Portal. You can access email and all other web based school applications here




Getting Started



Google Classroom

9

Click on the Google Classroom Icon to access your Classes.



GOOGLE ICONS to recognize:



CHROME



DOCS




DRIVE



SLIDES



SHEETS



FORMS



CALENDAR



EMAIL



PHOTOS



MAPS



KEEP



CLASSROOM



MEET



HANGOUTS



SITES



CONTACTS



CLOUD



CLOUD SEARCH



YOUTUBE




NEWS



VAULT



MY ACCOUNT

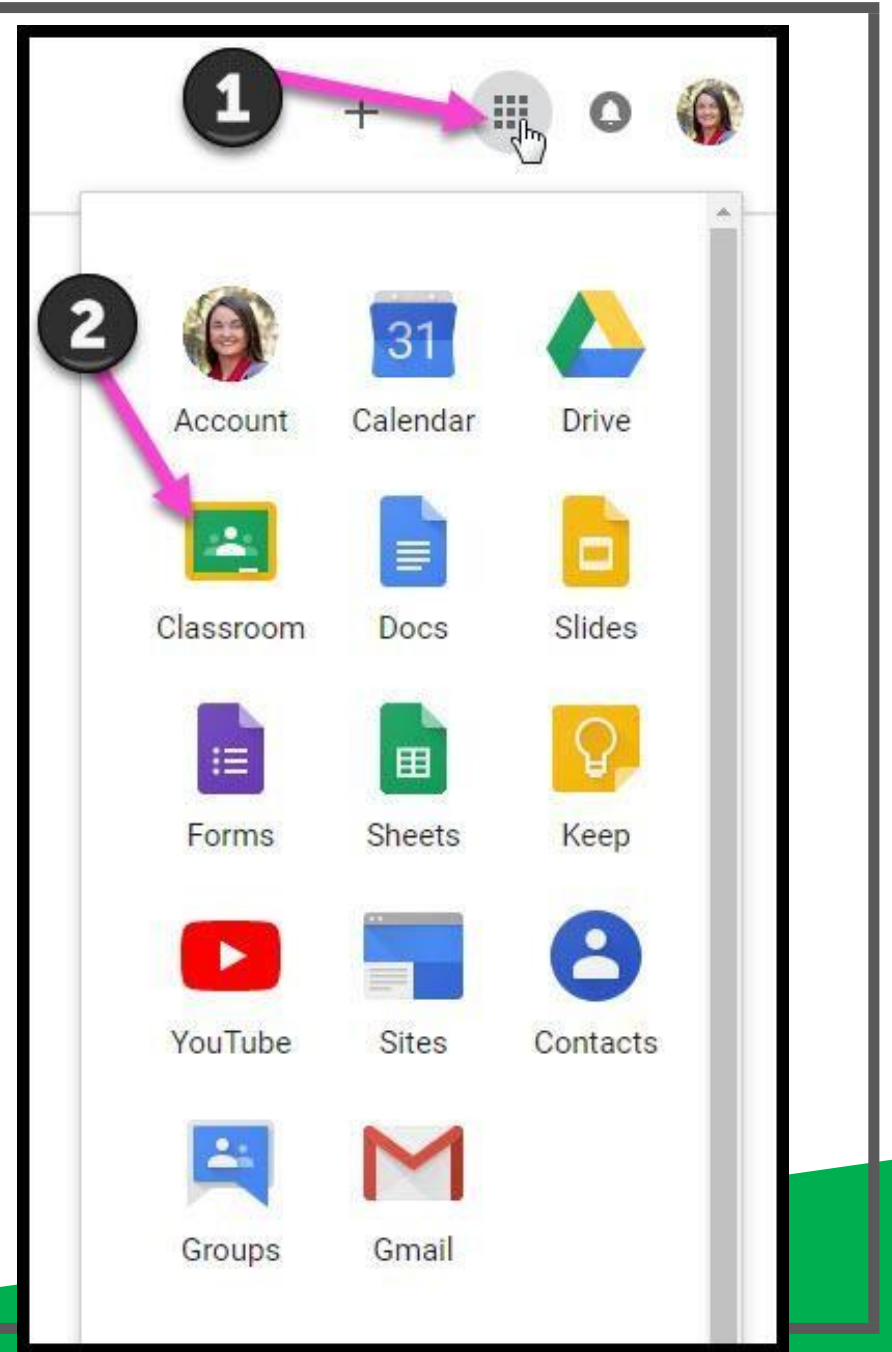


GROUPS

Navigating Classroom

1

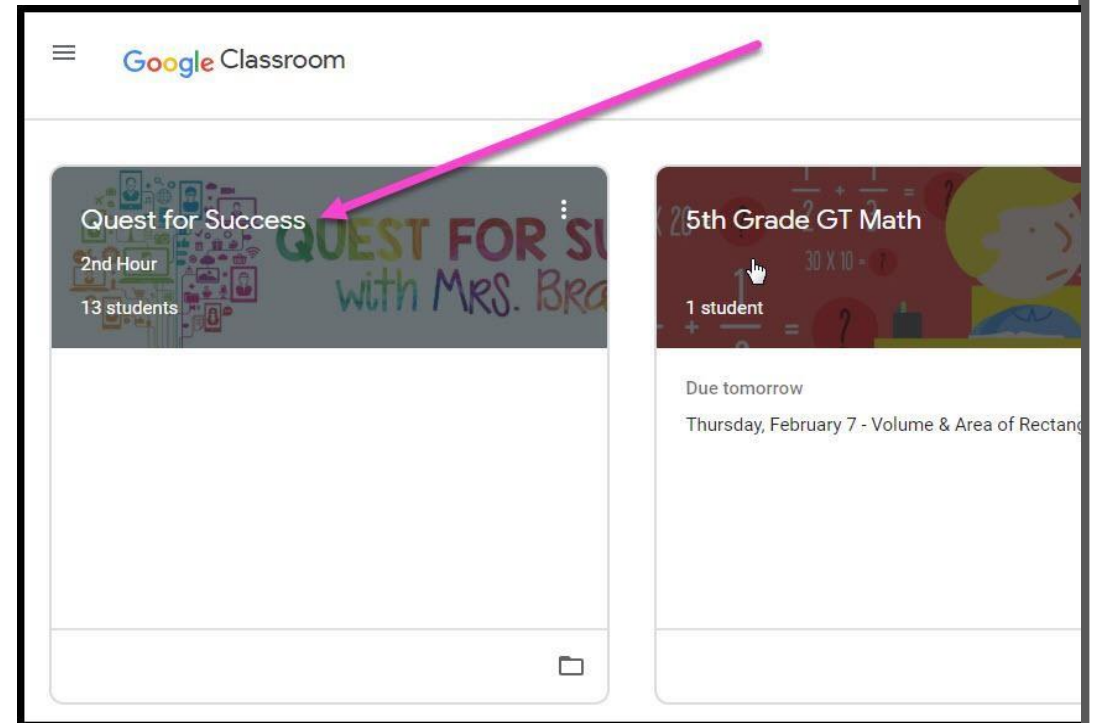
Click on the waffle button and then the Google Classroom icon.



Navigating Classroom

2

Click on the class you wish to view.

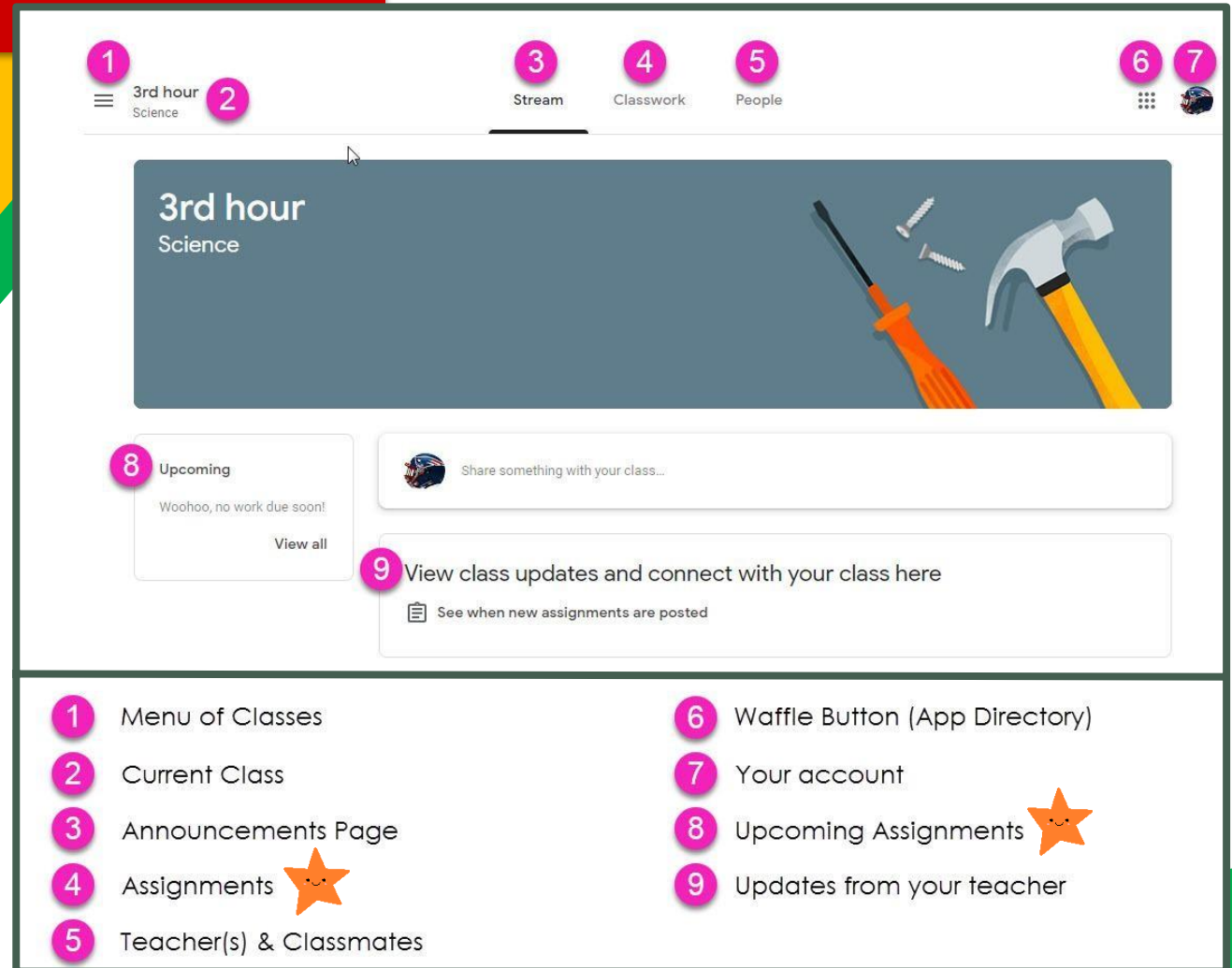


Navigating Classroom



 = High Interest for Parents

3

Page tools
(Left side)



The screenshot shows the Classroom app interface for a class named "3rd hour Science". The interface includes a top navigation bar with icons for Menu of Classes (1), Current Class (2), Stream (3), Classwork (4), People (5), Waffle Button (6), and Your account (7). The main content area features a header for the current class, a section for upcoming assignments (8) with a "View all" link, and a section for class updates and teacher announcements (9). A "Share something with your class..." button is also visible.

- 1 Menu of Classes
- 2 Current Class
- 3 Announcements Page
- 4 Assignments 
- 5 Teacher(s) & Classmates
- 6 Waffle Button (App Directory)
- 7 Your account
- 8 Upcoming Assignments 
- 9 Updates from your teacher

Navigating Classroom

4

Assignment
details

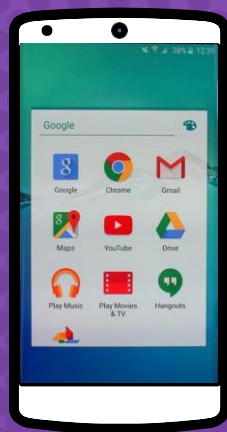
The screenshot shows the Classroom interface with the following elements and callouts:

- 1** Classwork Tab
- 2** View your work
- 3** Google Calendar
- 4** Class Drive folder
- 5** All topics
- 6** Benchmark Tests
- 7** For the Week of September 2 - 6
- 8** Due Today
- 9** Assigned
- 10** Attached files/links
- 11** Click to view assignment

The interface displays the 'Classwork' tab with a sidebar on the left containing 'All topics', 'Benchmark Tests', 'Daily Lesson Files', 'Assessments', 'Back to School', and 'Resources'. The main content area shows 'Benchmark Tests' with a 'STAR Math Benchmark Test - BOY' due on Sep 3. Below this is 'Daily Lesson Files' with a selection for 'For the Week of September 2 - 6' due today. The selected assignment is 'For the Week of September 2 - 6', posted on Sep 3, with a list of daily topics: Monday - NO SCHOOL (Labor Day), Tuesday - Multistep Equations (Also STAR Math Benchmark), Wednesday - Variables on Both Sides, Thursday - Infinite & No Solution Equations, and Friday - Algebraic Proportions. Below the list are four PDF attachments: 'Day 1 - Multistep Equatio...', 'Day 2 - Variables on Both...', 'Day 3 - Infinite & No Solu...', and 'Day 4 - Algebraic Propor...'. A 'View Assignment' button is at the bottom.

access

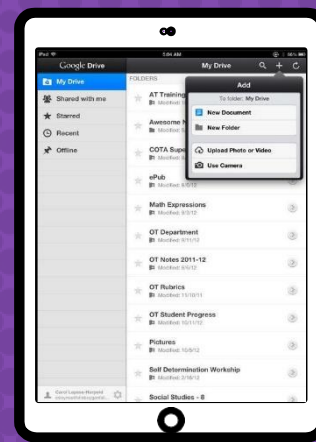
anywhere



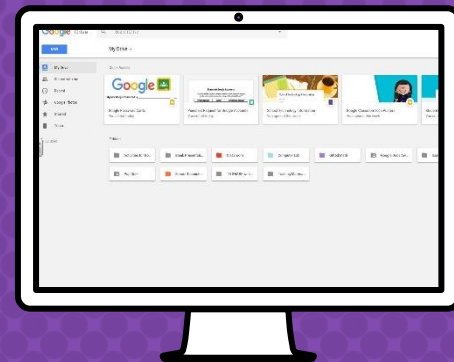
Android



Iphone



Tablet



desktop



GOOGLE APPS

allow you to edit Google
assignments from
any device that is connected
to the internet!



Download on the
App Store



GET IT ON
Google Play