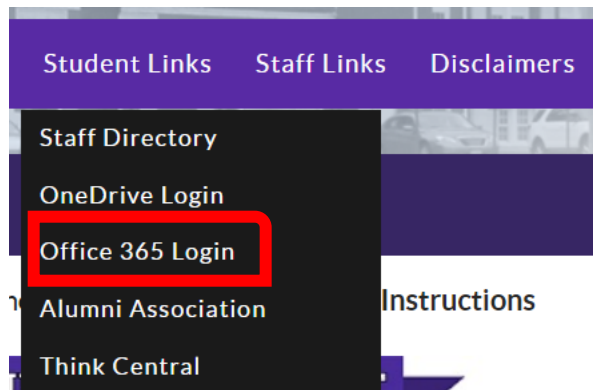


Access District email via Web Browser



1. Navigate to <http://www.centralislip.k12.ny.us/> Hover over **Student Links**, then click **Office 365 Login**.



2. Enter your entire email address in the user name field. Then click the **Next** button.
(example: studentnumber then lastname@centralislip.k12.ny.us;
1234smith@centralislip.k12.ny.us)



Sign in

studentnumberlastname@centralislip.k12.ny.us

No account? [Create one!](#)

[Can't access your account?](#)

[Sign-in options](#)

Back

Next

3. Enter your District password. (example: YYYYMMDD ; 20030419)

****The one you use to sign into your computer at school****



←first initial last name@centralislip.k12.ny.us

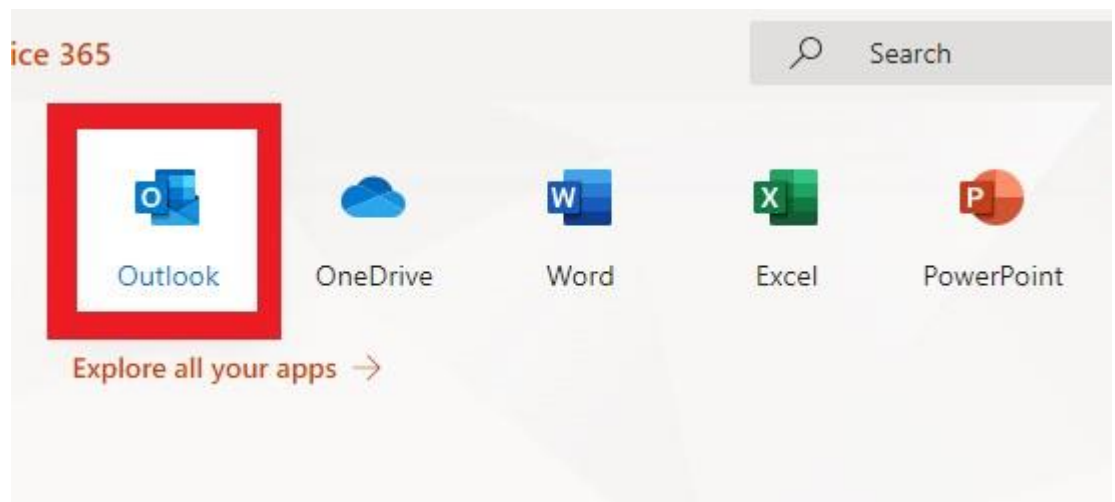
Enter password

The one you use for your district computer

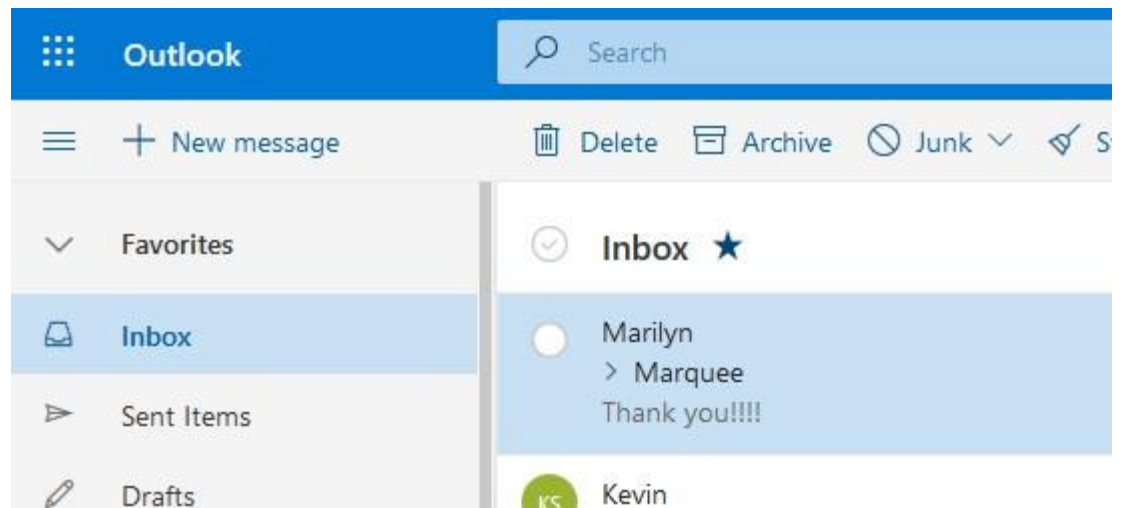
[Forgot my password](#)

Sign in

4. Click the Outlook icon



5. You are now logged into your district Outlook 365 account



If you have any issues or questions please contact your teacher