



Fall 2020 Reopening Survey



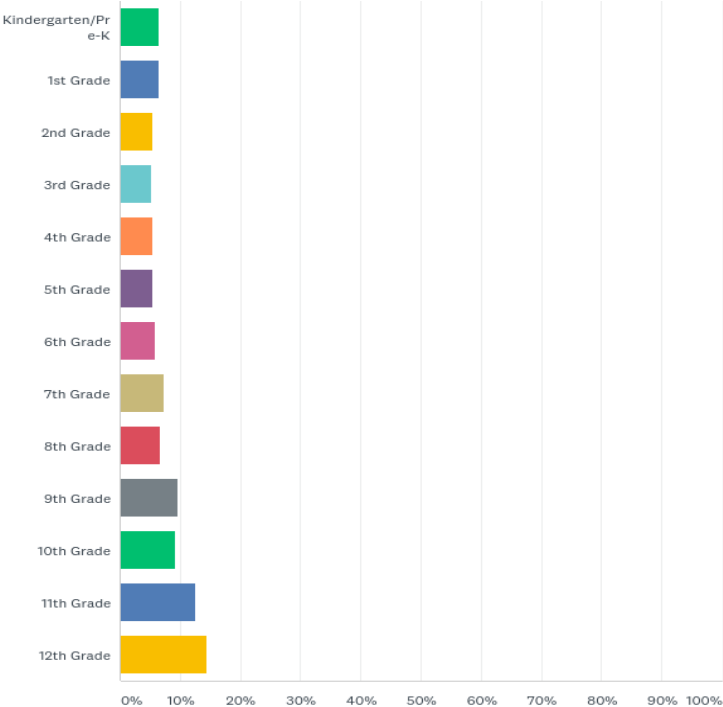
618

Total ENGLISH Responses

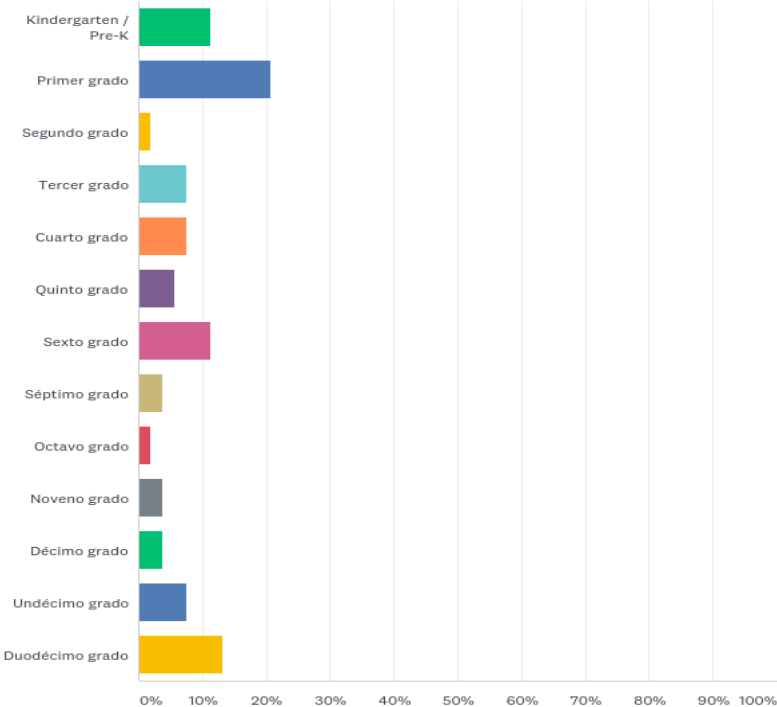
53

Total SPANISH Responses

Q1: In what grade is your student?



ENGLISH



SPANISH

Q1: In what grade is your student?

Answered: 618 Skipped: 0

ANSWER CHOICES	RESPONSES	
Kindergarten/Pre-K	6.47%	40
1st Grade	6.47%	40
2nd Grade	5.34%	33
3rd Grade	5.18%	32
4th Grade	5.34%	33
5th Grade	5.34%	33
6th Grade	5.83%	36
7th Grade	7.28%	45
8th Grade	6.80%	42
9th Grade	9.71%	60
10th Grade	9.22%	57
11th Grade	12.62%	78
12th Grade	14.40%	89
TOTAL		618

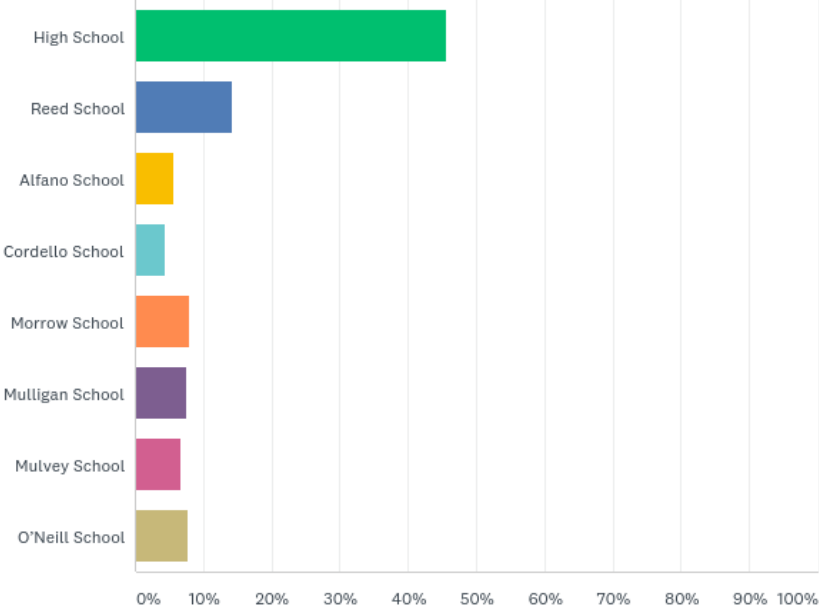
ENGLISH

ANSWER CHOICES	RESPONSES	
Kindergarten / Pre-K	11.32%	6
Primer grado	20.75%	11
Segundo grado	1.89%	1
Tercer grado	7.55%	4
Cuarto grado	7.55%	4
Quinto grado	5.66%	3
Sexto grado	11.32%	6
Séptimo grado	3.77%	2
Octavo grado	1.89%	1
Noveno grado	3.77%	2
Décimo grado	3.77%	2
Undécimo grado	7.55%	4
Duodécimo grado	13.21%	7
TOTAL		53

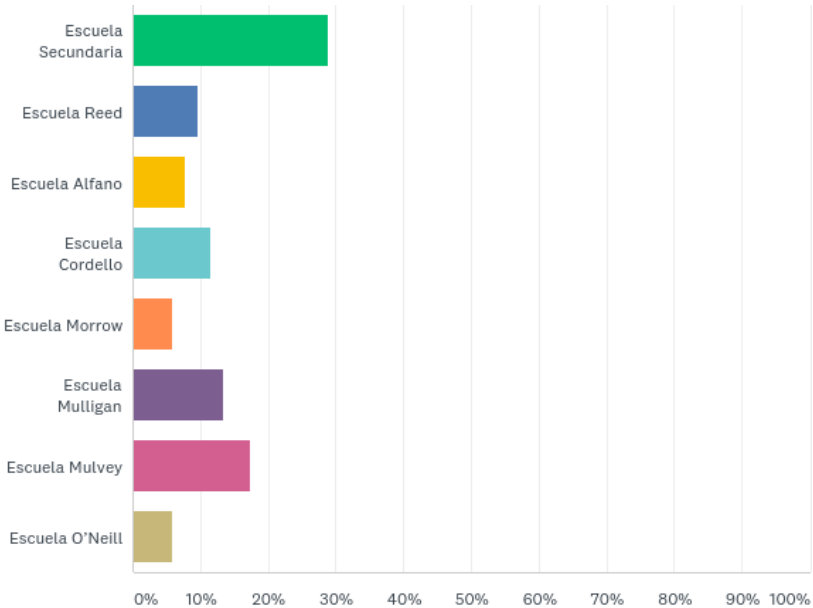
SPANISH

Q2: Which school does your student attend?

Answered: 618 Skipped: 0



ENGLISH



SPANISH

Q2: Which school does your student attend?

Answered: 618 Skipped: 0

ANSWER CHOICES	RESPONSES	
High School	45.63%	282
Reed School	14.24%	88
Alfano School	5.66%	35
Cordello School	4.37%	27
Morrow School	7.93%	49
Mulligan School	7.61%	47
Mulvey School	6.80%	42
O'Neill School	7.77%	48
TOTAL		618

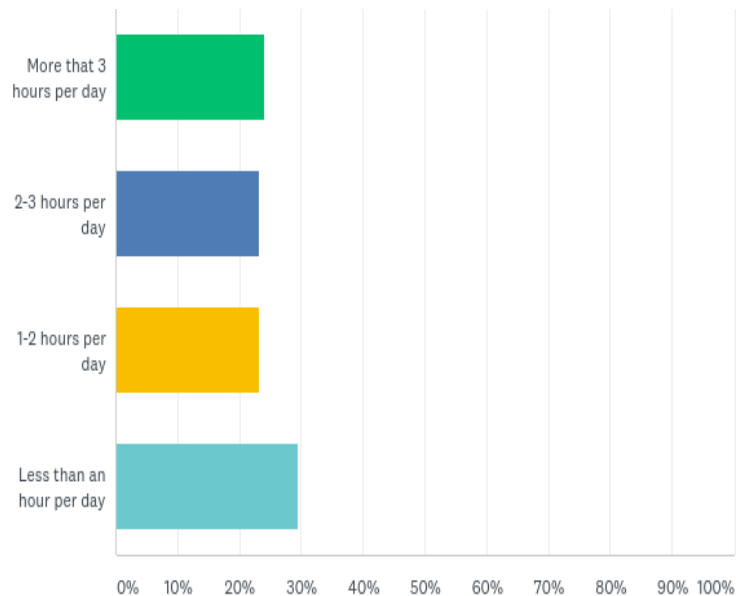
ENGLISH

ANSWER CHOICES	RESPONSES	
Escuela Secundaria	28.85%	15
Escuela Reed	9.62%	5
Escuela Alfano	7.69%	4
Escuela Cordello	11.54%	6
Escuela Morrow	5.77%	3
Escuela Mulligan	13.46%	7
Escuela Mulvey	17.31%	9
Escuela O'Neill	5.77%	3
TOTAL		52

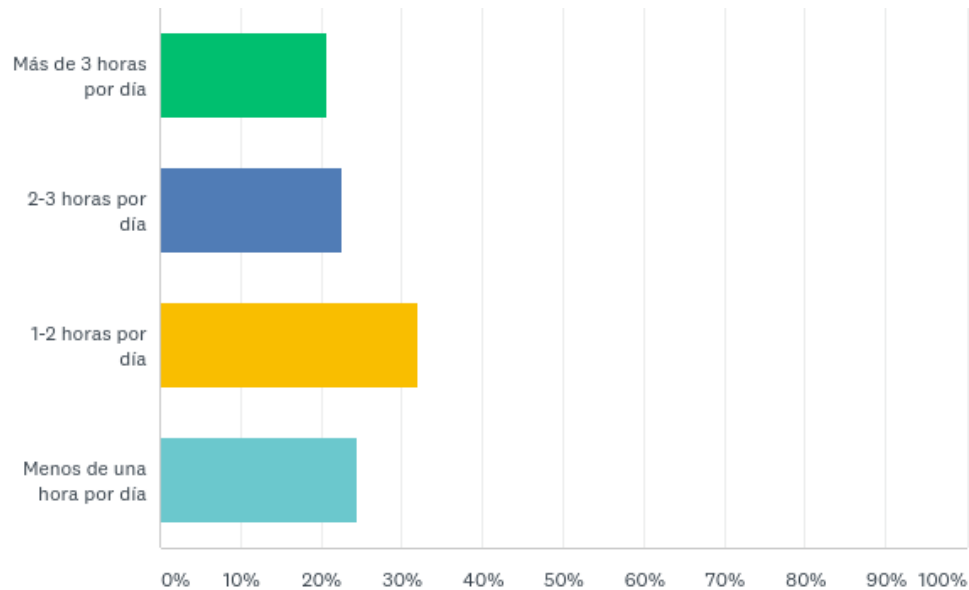
SPANISH

Q3: About how much time did you/other adults/siblings have to spend helping your student with remote learning schoolwork each day?

Answered: 618 Skipped: 0



ENGLISH



SPANISH

Q3: About how much time did you/other adults/siblings have to spend helping your student with remote learning schoolwork each day?

Answered: 618 Skipped: 0

ANSWER CHOICES	RESPONSES	
More that 3 hours per day	24.11%	149
2-3 hours per day	23.30%	144
1-2 hours per day	23.14%	143
Less than an hour per day	29.45%	182
TOTAL		618

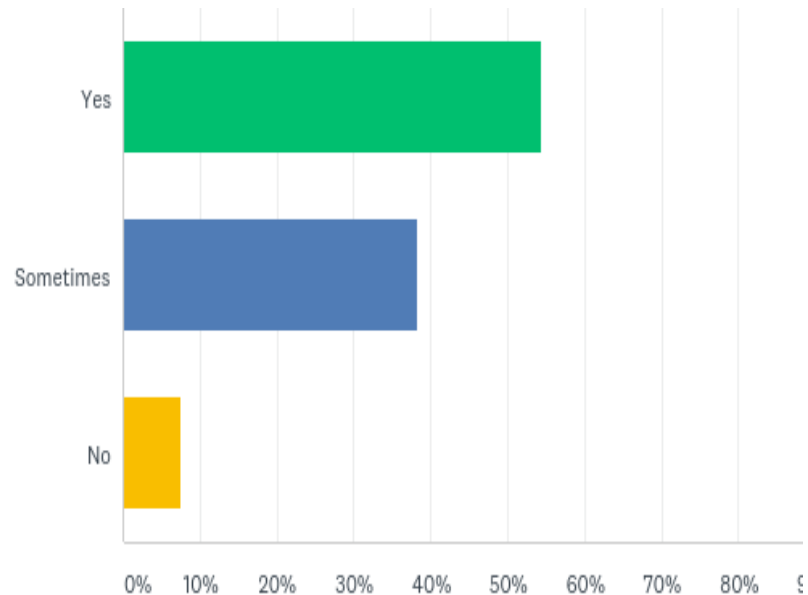
ANSWER CHOICES	RESPONSES	
Más de 3 horas por día	20.75%	11
2-3 horas por día	22.64%	12
1-2 horas por día	32.08%	17
Menos de una hora por día	24.53%	13
TOTAL		53

ENGLISH

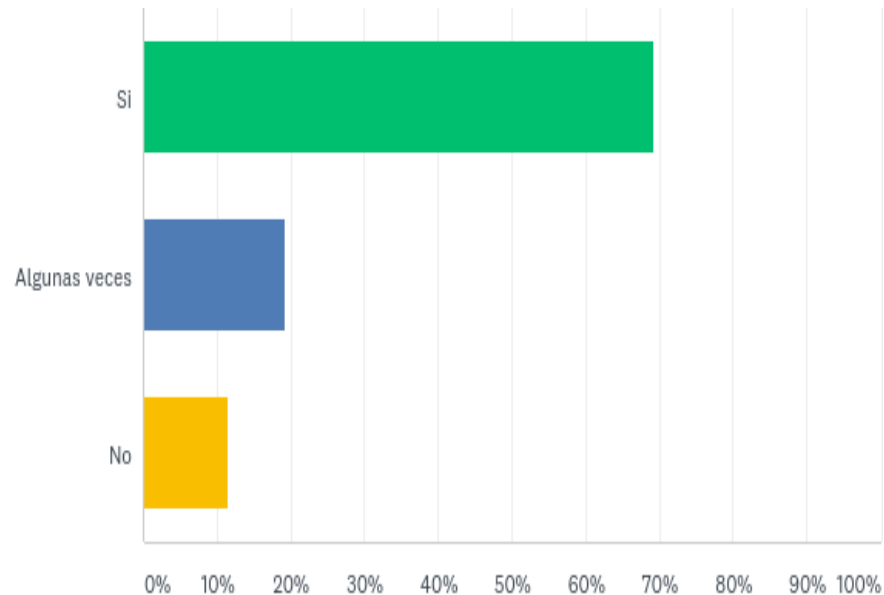
SPANISH

Q4: Were the faculty, building administrators and district office staff responsive when needed?

Answered: 618 Skipped: 0



ENGLISH



SPANISH

Q4: Were the faculty, building administrators and district office staff responsive when needed?

Answered: 618 Skipped: 0

ANSWER CHOICES	RESPONSES	
Yes	54.37%	336
Sometimes	38.19%	236
No	7.44%	46
TOTAL		618

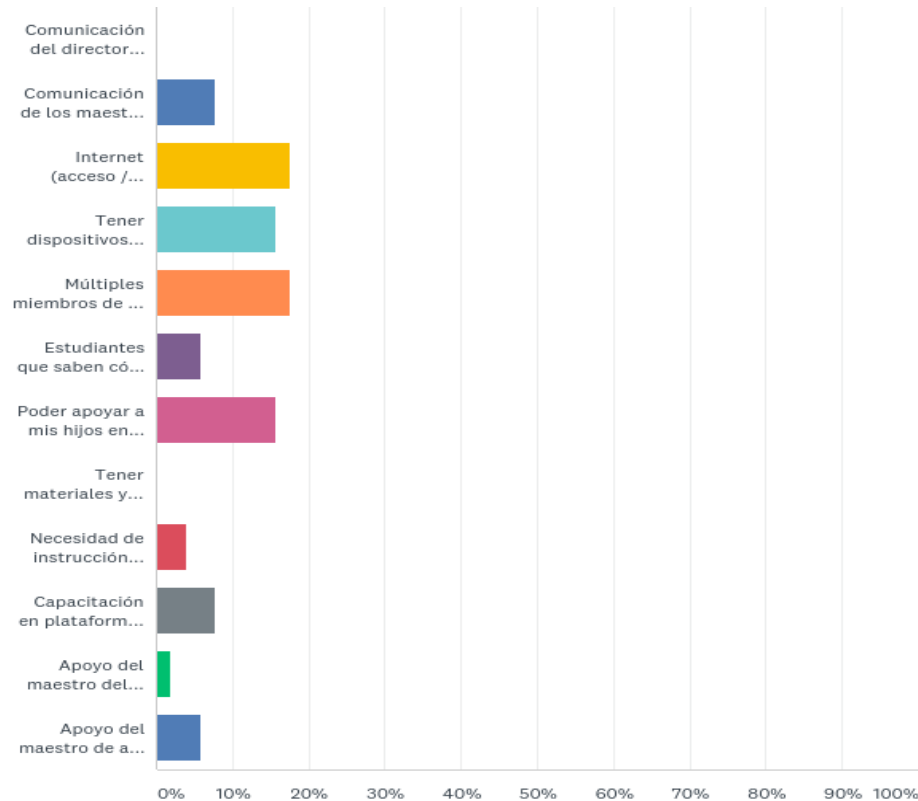
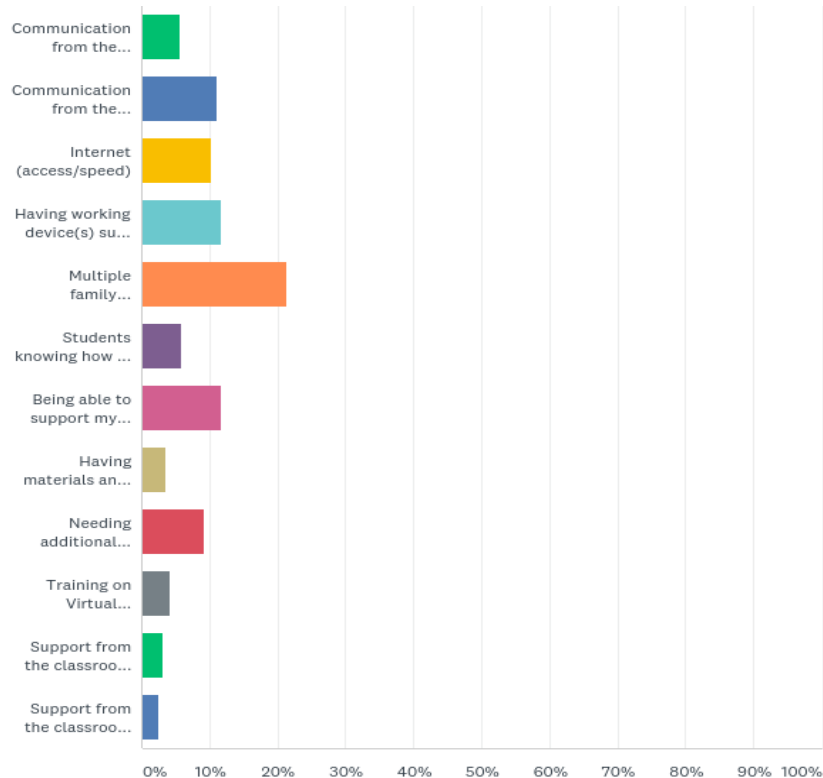
ENGLISH

ANSWER CHOICES	RESPONSES	
Si	69.23%	36
Algunas veces	19.23%	10
No	11.54%	6
TOTAL		52

SPANISH

Q5: What challenges did you face in terms of your family accessing remote learning online?

Answered: 618 Skipped: 0



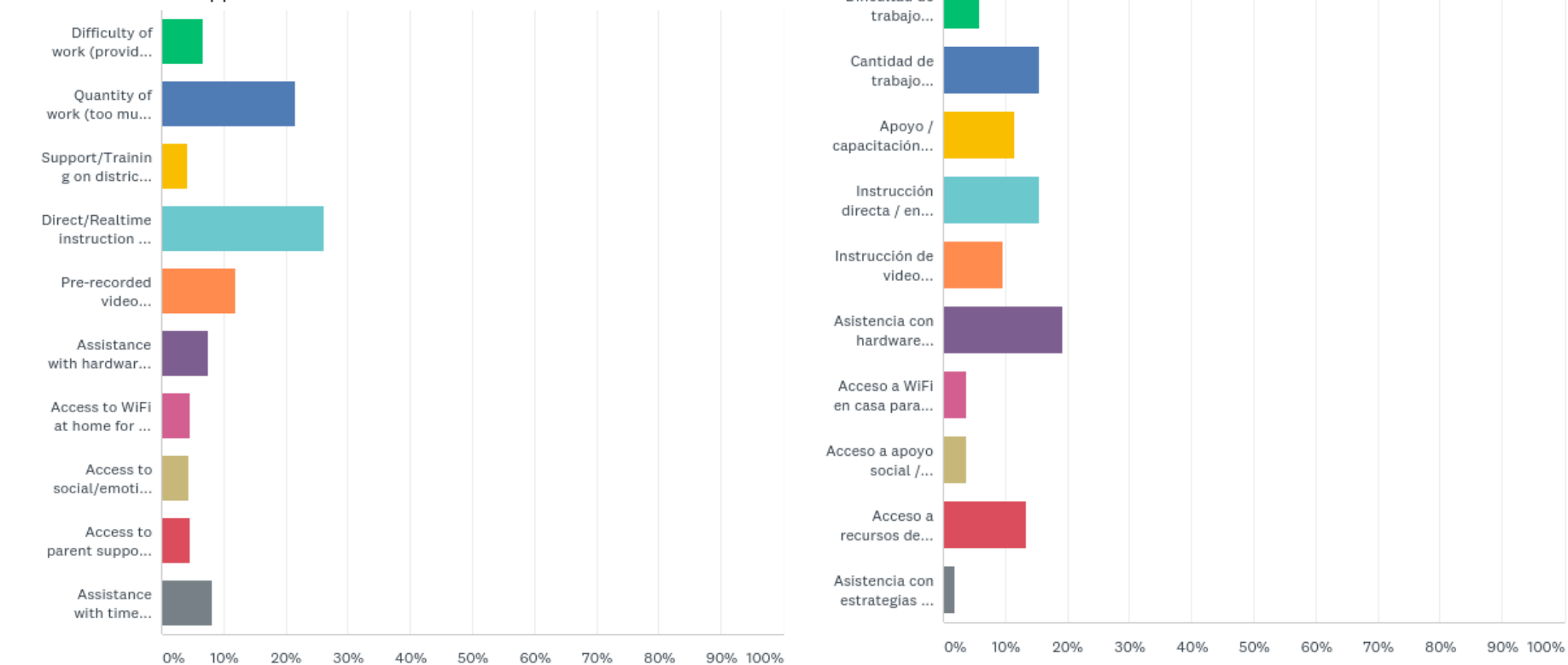
Q5: What challenges did you face in terms of your family accessing remote learning online?

Answered: 618 Skipped: 0

ANSWER CHOICES	RESPONSES	ANSWER CHOICES	RESPONSES
Communication from the building principal and/or district officials	5.66% 35	Comunicación del director del edificio y / o funcionarios del distrito	0.00% 0
Communication from the classroom teacher(s)	11.00% 68	Comunicación de los maestros de salón de clases	7.84% 4
Internet (access/speed)	10.19% 63	Internet (acceso / velocidad)	17.65% 9
Having working device(s) such as Chromebooks/Netbooks	11.65% 72	Tener dispositivos que funcionen, como Chromebooks / Netbooks	15.69% 8
Multiple family members/siblings sharing devices	21.36% 132	Múltiples miembros de la familia / hermanos que comparten dispositivos	17.65% 9
Students knowing how to use different applications to access learning	5.83% 36	Estudiantes que saben cómo usar diferentes aplicaciones para acceder al aprendizaje	5.88% 3
Being able to support my child(ren) in their learning	11.65% 72	Poder apoyar a mis hijos en su aprendizaje	15.69% 8
Having materials and tools for learning available in our home (pens, paper, etc.)	3.56% 22	Tener materiales y herramientas disponibles para aprender en nuestro hogar (bolígrafos, papel, etc.)	0.00% 0
Needing additional instruction from a teacher	9.22% 57	Necesidad de instrucción adicional de un maestro	3.92% 2
Training on Virtual Platforms to help students (Google Classroom, Reading Programs, etc.)	4.21% 26	Capacitación en plataformas virtuales para ayudar a los estudiantes (Google Classroom, programas de lectura, etc.)	7.84% 4
Support from the classroom teacher with student log-in/password assistance	3.07% 19	Apoyo del maestro del aula con asistencia para el inicio de sesión / contraseña del estudiante	1.96% 1
Support from the classroom teacher with programs and accessing assignments	2.59% 16	Apoyo del maestro de aula con programas y acceso a tareas	5.88% 3
TOTAL	618	TOTAL	51

Q6: Based on comments from our last survey please select the TOP MOST important item you feel we need to improve upon as a school district

Answered: 618 Skipped: 0



Q6: Based on comments from our last survey please select the TOP MOST important item you feel we need to improve upon as a school district

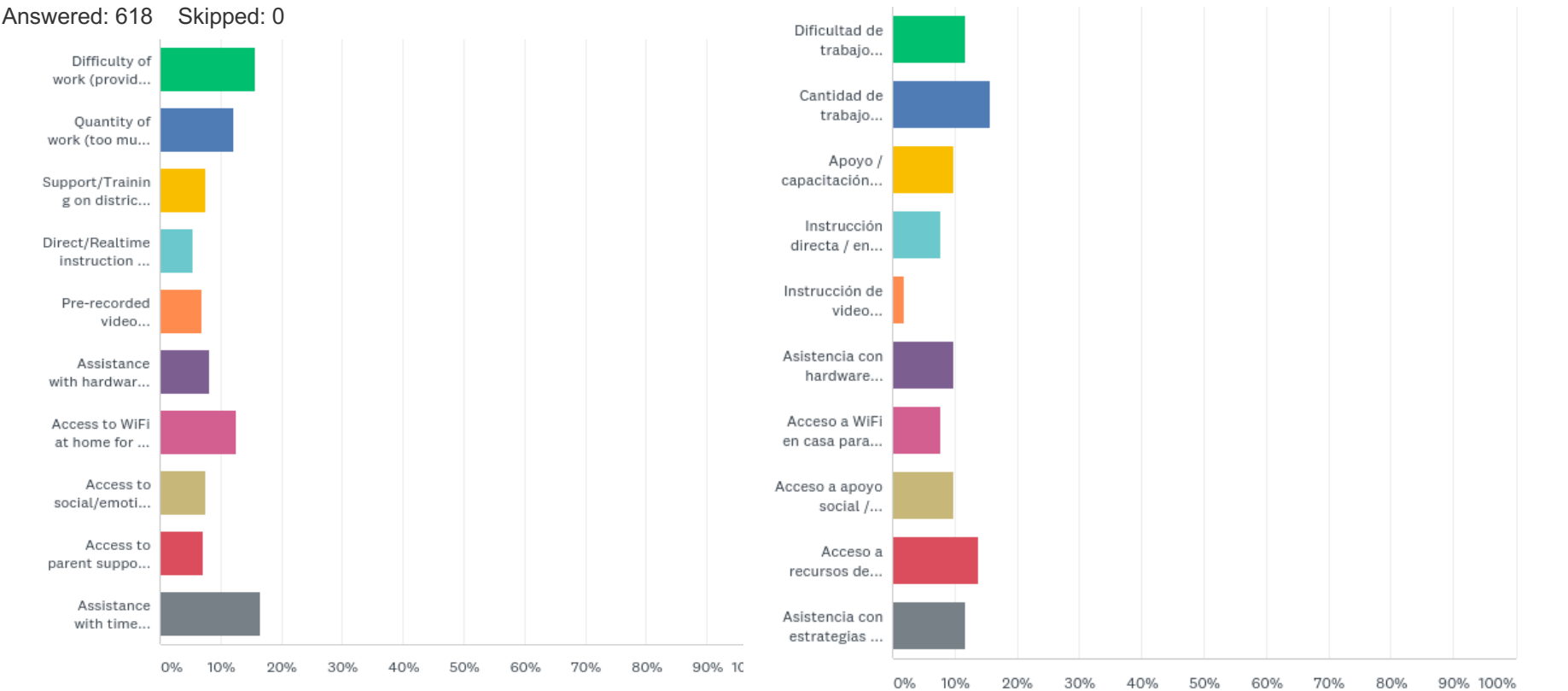
Answered: 618 Skipped: 0

ANSWER CHOICES	RESPONSES	
Difficulty of work (providing more challenging or less challenging work)	6.80%	42
Quantity of work (too much or too little work assigned)	21.52%	133
Support/Training on district programs	4.21%	26
Direct/Realtime instruction via virtual video platform with the teacher	26.21%	162
Pre-recorded video instruction from the teacher to all students learn at their own pace	11.97%	74
Assistance with hardware (district provided Chromebook/Tablet)	7.44%	46
Access to WiFi at home for all students in the household	4.69%	29
Access to social/emotional support/professionals	4.37%	27
Access to parent support resources for assisting students with virtual instruction	4.53%	28
Assistance with time management strategies for students and families	8.25%	51
TOTAL	618	

ANSWER CHOICES	RESPONSES	
Dificultad de trabajo (proporcionar trabajo más desafiante o menos desafiante)	5.77%	3
Cantidad de trabajo (demasiado o muy poco trabajo asignado)	15.38%	8
Apoyo / capacitación en programas del distrito	11.54%	6
Instrucción directa / en tiempo real a través de la plataforma de video virtual con el maestro	15.38%	8
Instrucción de video pregrabada del maestro para que todos los estudiantes aprendan a su propio ritmo	9.62%	5
Asistencia con hardware (Chromebook / Tablet provisto por el distrito)	19.23%	10
Acceso a WiFi en casa para todos los estudiantes del hogar	3.85%	2
Acceso a apoyo social / emocional / profesionales	3.85%	2
Acceso a recursos de apoyo para padres para ayudar a los estudiantes con la instrucción virtual	13.46%	7
Asistencia con estrategias de gestión del tiempo para estudiantes y familias	1.92%	1
TOTAL	52	

Q8: Based on comments from our last survey please select the LEAST important item you feel we need to improve upon as a school district:

Answered: 618 Skipped: 0



Q8: Based on comments from our last survey please select the LEAST important item you feel we need to improve upon as a school district:

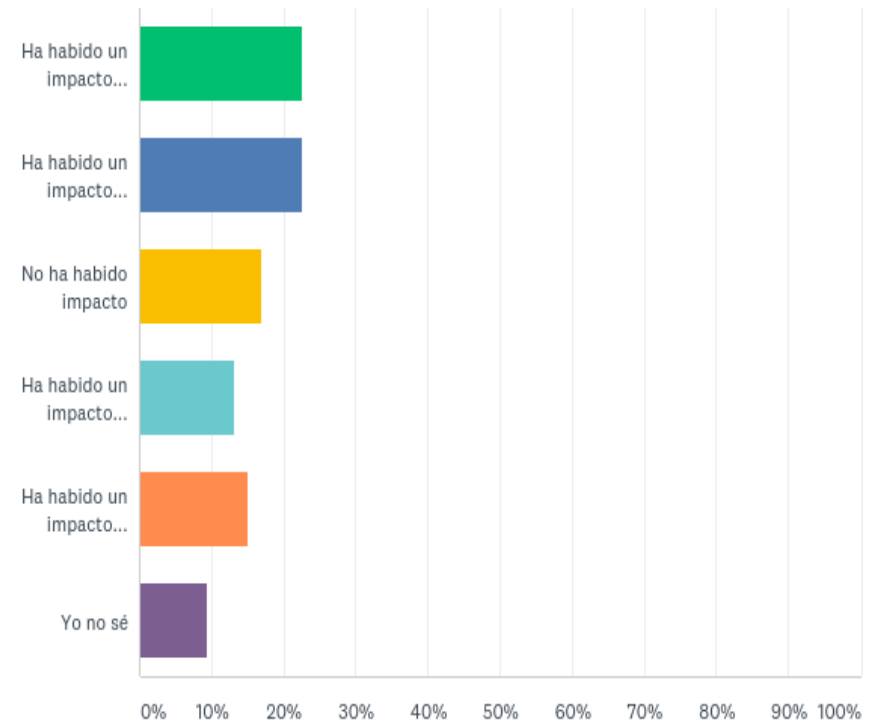
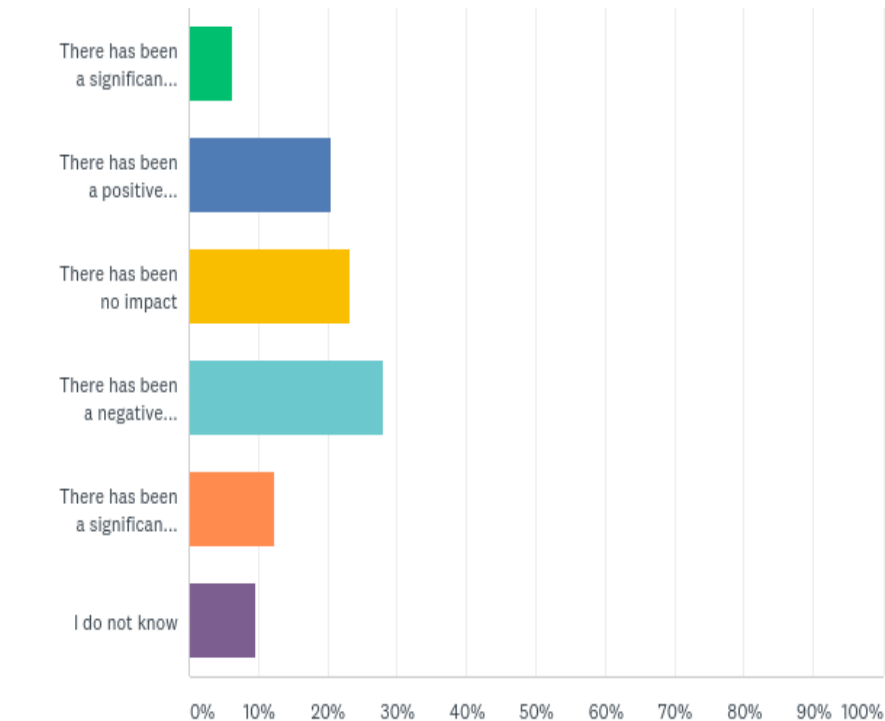
Answered: 618 Skipped: 0

ANSWER CHOICES	RESPONSES	
Difficulty of work (providing more challenging or less challenging work)	15.70%	97
Quantity of work (too much or too little work assigned)	12.14%	75
Support/Training on district programs	7.61%	47
Direct/Realtime instruction via virtual video platform with the teacher	5.50%	34
Pre-recorded video instruction from the teacher to all students learn at their own pace	6.96%	43
Assistance with hardware (district provided Chromebook/Tablet)	8.25%	51
Access to WiFi at home for all students in the household	12.62%	78
Access to social/emotional support/professionals	7.61%	47
Access to parent support resources for assisting students with virtual instruction	7.12%	44
Assistance with time management strategies for students and families	16.50%	102
TOTAL		618

ANSWER CHOICES	RESPONSES	
Dificultad de trabajo (proporcionar trabajo más desafiante o menos desafiante).	11.76%	6
Cantidad de trabajo (demasiado o muy poco trabajo asignado)	15.69%	8
Apoyo / capacitación en programas del distrito	9.80%	5
Instrucción directa / en tiempo real a través de la plataforma de video virtual con el maestro	7.84%	4
Instrucción de video pregrabada del maestro para que todos los estudiantes aprendan a su propio ritmo	1.96%	1
Asistencia con hardware (Chromebook / Tableta provisto por el distrito)	9.80%	5
Acceso a WiFi en casa para todos los estudiantes del hogar	7.84%	4
Acceso a apoyo social / emocional / profesionales	9.80%	5
Acceso a recursos de apoyo para padres para ayudar a los estudiantes con la instrucción virtual	13.73%	7
Asistencia con estrategias de gestión del tiempo para estudiantes y familias	11.76%	6
TOTAL		51

Q9: How do you feel remote learning has affected your student's Social Emotional Learning?

Answered: 618 Skipped: 0



Q9: How do you feel remote learning has affected your student's Social Emotional Learning?

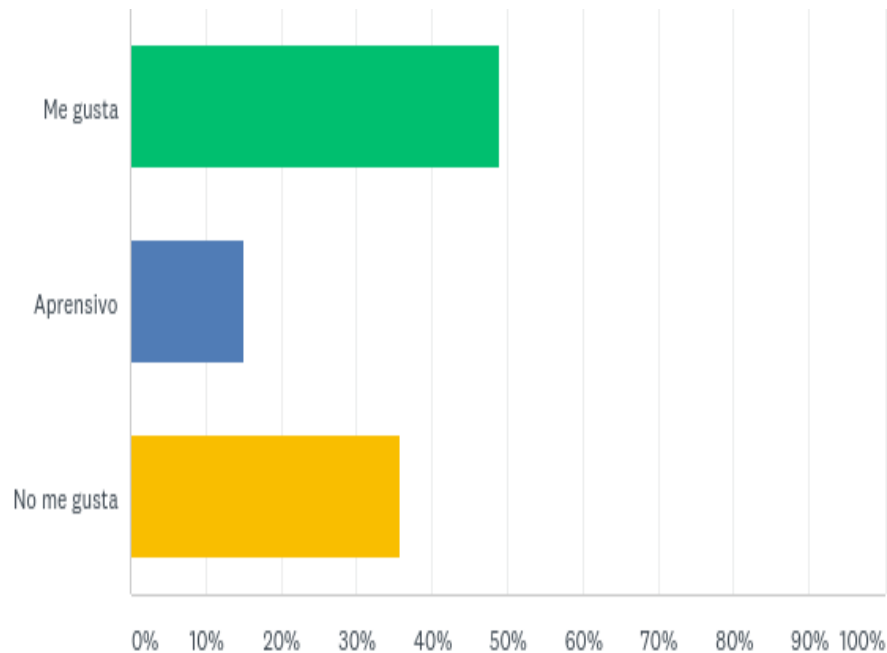
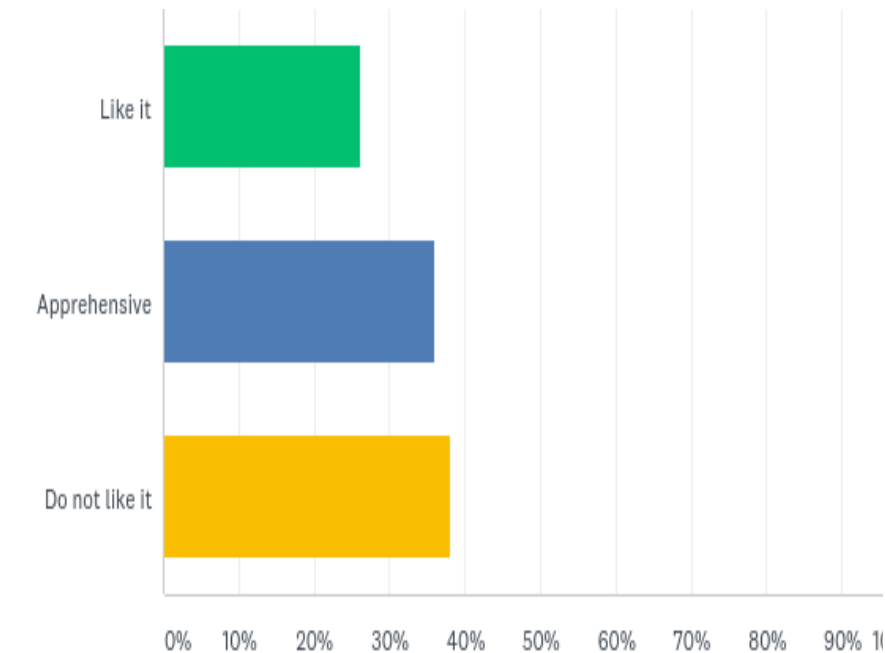
Answered: 618 Skipped: 0

ANSWER CHOICES	RESPONSES	
There has been a significant, positive impact	6.31%	39
There has been a positive impact	20.55%	127
There has been no impact	23.30%	144
There has been a negative impact	27.99%	173
There has been a significant, negative impact	12.30%	76
I do not know	9.55%	59
TOTAL	618	

ANSWER CHOICES	RESPONSES	
Ha habido un impacto positivo significativo	22.64%	12
Ha habido un impacto positivo	22.64%	12
No ha habido impacto	16.98%	9
Ha habido un impacto negativo	13.21%	7
Ha habido un impacto negativo significativo	15.09%	8
Yo no sé	9.43%	5
TOTAL	53	

Q10: How do you feel about returning to school in person?

Answered: 618 Skipped: 0



Q10: How do you feel about returning to school in person?

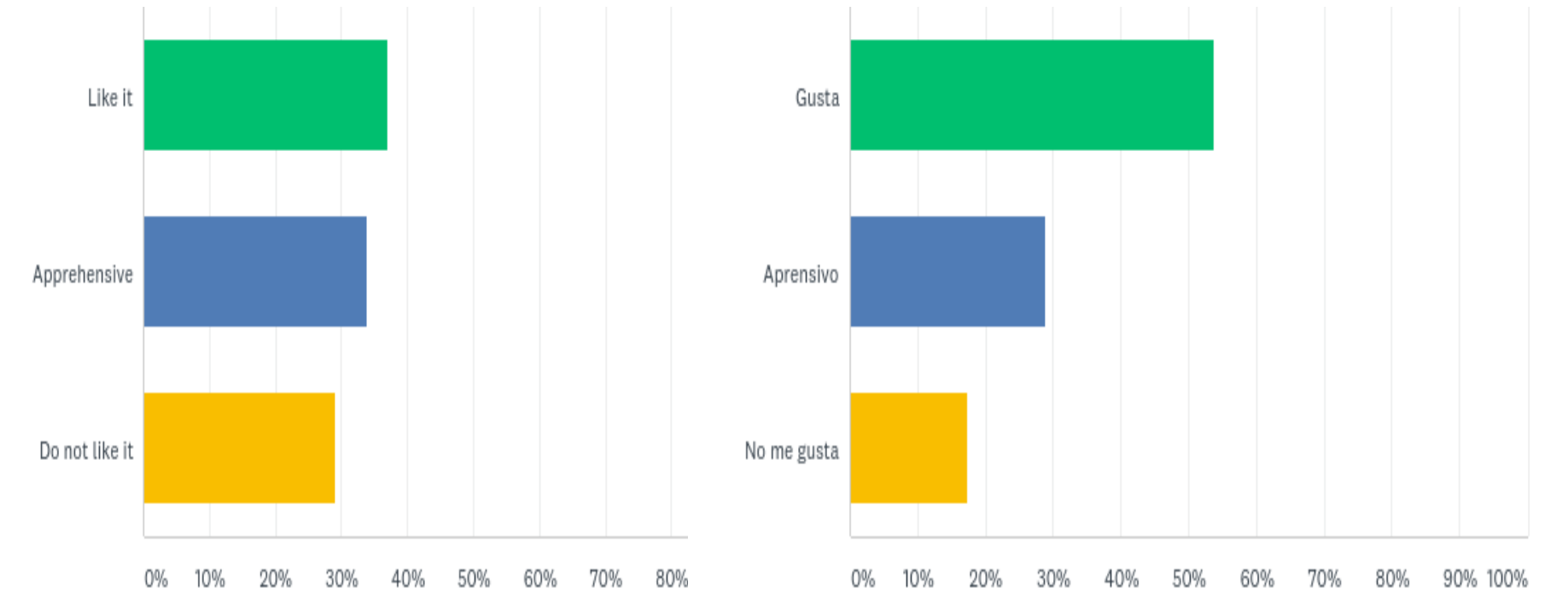
Answered: 618 Skipped: 0

ANSWER CHOICES	RESPONSES	
Like it	26.05%	161
Apprehensive	35.92%	222
Do not like it	38.03%	235
TOTAL		618

ANSWER CHOICES	RESPONSES	
Me gusta	49.06%	26
Aprensivo	15.09%	8
No me gusta	35.85%	19
TOTAL		53

Q11: How would you feel about school with part in-person and part virtual to keep the number of students in classrooms/buildings at a safer social distance ratio?

Answered: 618 Skipped: 0



Q11: How would you feel about school with part in-person and part virtual to keep the number of students in classrooms/buildings at a safer social distance ratio?

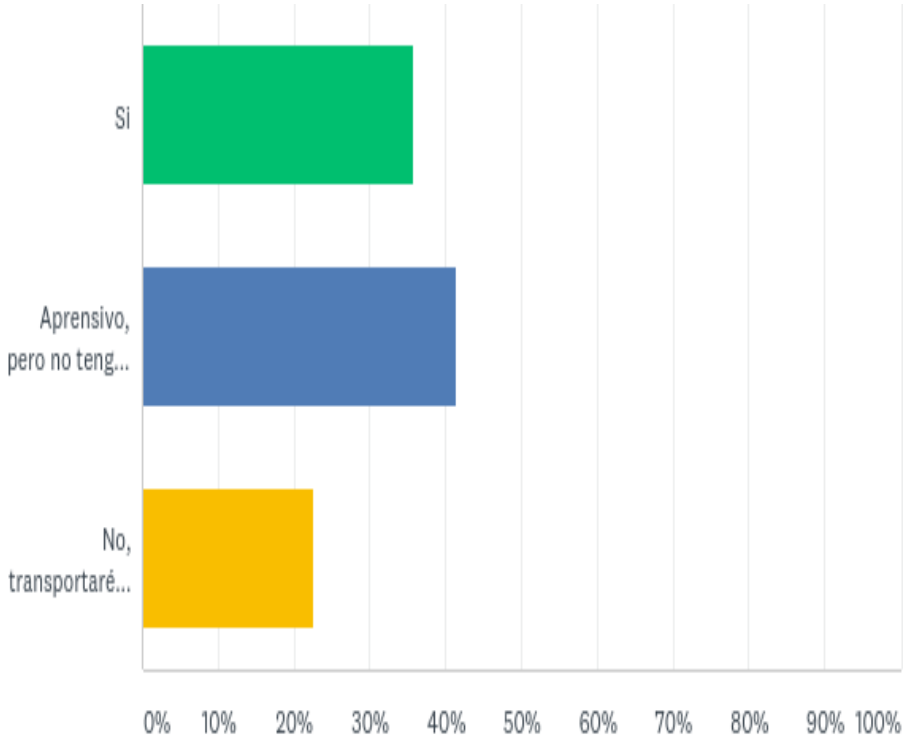
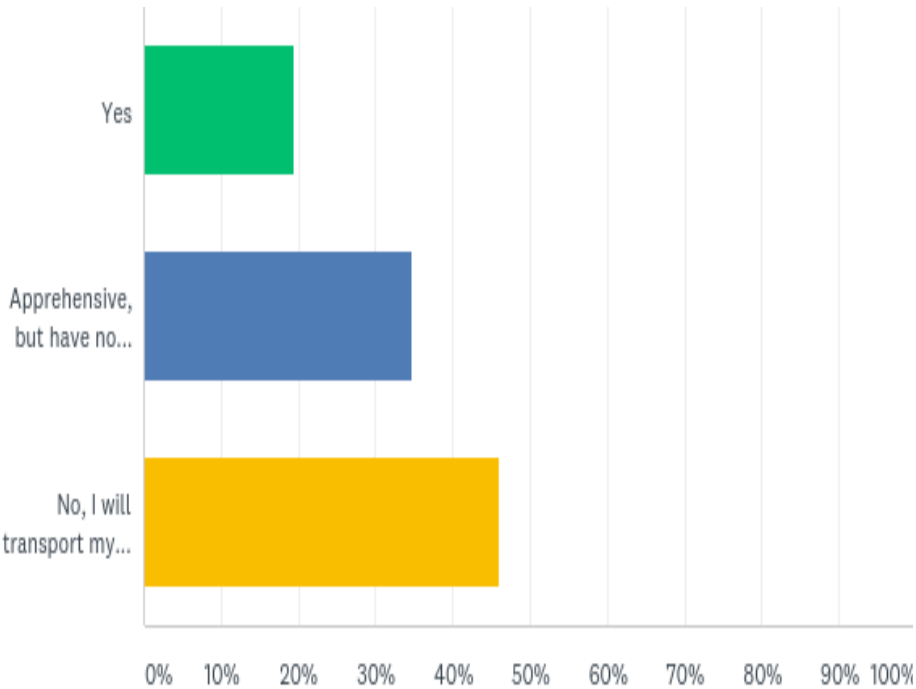
Answered: 618 Skipped: 0

ANSWER CHOICES	RESPONSES	
Like it	37.06%	229
Apprehensive	33.82%	209
Do not like it	29.13%	180
TOTAL		618

ANSWER CHOICES	RESPONSES	
Gusta	53.85%	28
Aprensivo	28.85%	15
No me gusta	17.31%	9
TOTAL		52

Q12: Are you comfortable with your student riding the school bus?

Answered: 618 Skipped: 0



Q12: Are you comfortable with your student riding the school bus?

Answered: 618 Skipped: 0

ANSWER CHOICES	RESPONSES	
Yes	19.42%	120
Apprehensive, but have no other choice	34.63%	214
No, I will transport my child/children	45.95%	284
TOTAL	618	

ANSWER CHOICES	RESPONSES	
Si	35.85%	19
Aprensivo, pero no tengo otra opción.	41.51%	22
No, transportaré a mi hijo / hijos	22.64%	12
TOTAL	53	